

ERMS-IACUC Module Tips and Tricks

PI Proxies – How can they help you with your protocols?

ERMS- IACUC provides principal investigators many features to ease the administrative burden of protocol management. One of those features is the ability to appoint proxies to assume a variety of responsibilities in the system, on behalf of the PI. Previously referred to as protocol delegates, proxies can perform the following on behalf of the PI:


- Submit new studies
- Submit amendments for:
 - Study modifications, personnel changes, funding updates, etc.
- Request personnel updates when an amendment is under review
- Submit triennial or continuing reviews
- Respond to reviewer clarification requests


To assign a proxy, the individual must first be listed on the PI's research team. The PI must then access the specific protocol on which the proxy will be assigned, click on 'Assign PI Proxy' and select the individual from the search feature.


Want more information or need assistance with your protocol?

- Request a one-on-one [Concierge](#) meeting for your study-specific or ERMS-IACUC questions.

**Note: Suggested browsers are Chrome, Firefox, or Safari 15+ to access links. If still unable to access link, verify your browser is updated and/or clear the browser cache.*

DON'T FORGET  **HIT SUBMIT!**

 Scan QR code for more ERMS information or go to erms1.uthscsa.edu

 **Enterprise Research Management System (ERMS)**

Giving time back to mission focused research activities.