



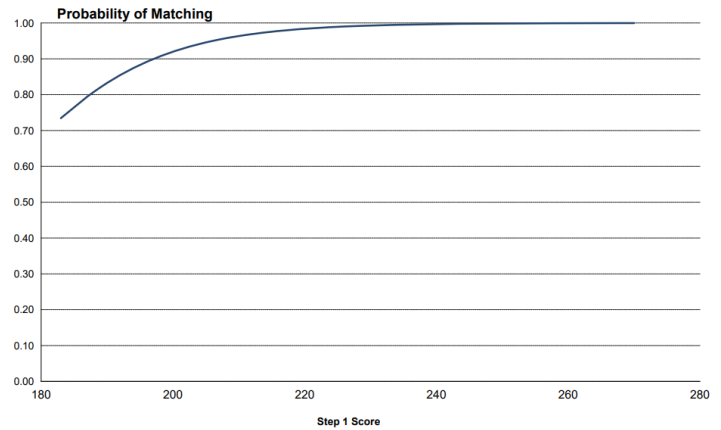
Applying to Pediatrics Quick Facts

Data from 2018 NRMP Match

Matched Applicants Statistics

- Mean USMLE Step 1 Score 227
- Mean USMLE Step 2 Score 243
- Percent AOA Membership – 14.6
- Percent who have another graduate degree – 14.7
- Mean number of abstracts, presentations, and publications – 4.1
- Mean number of research experiences – 2.8
- Mean number of work experiences – 3.1
- Mean number of volunteer experiences – 8.3

Graph PD-2 Probability of U.S. Allopathic Seniors Matching to Preferred Specialty by USMLE Step 1 Score Pediatrics



Source: NRMP Data Warehouse. Note: Probabilities calculated based on 2016-2018 applicants. Copyright ©2018 NRMP. Reproduction prohibited without the written permission of the NRMP. 167

Charting Outcomes in the Match: U.S. Allopathic Seniors, 2018

Chart PD-3 USMLE Step 1 Scores of U.S. Allopathic Seniors Pediatrics

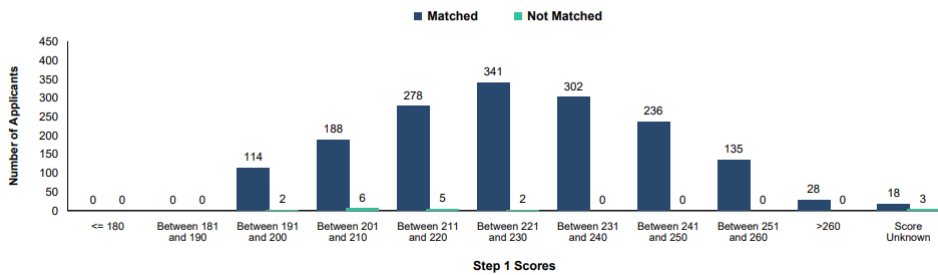
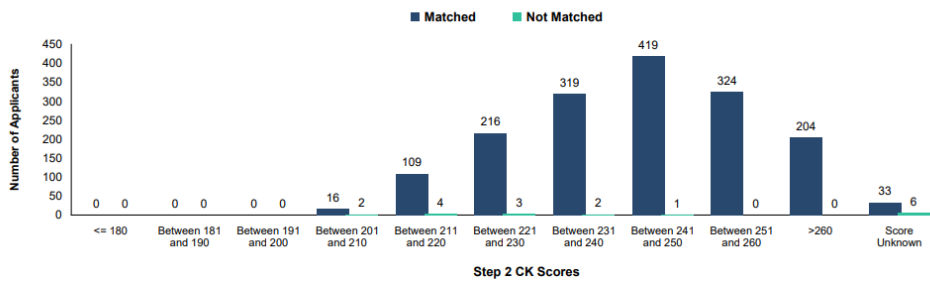


Chart PD-4 USMLE Step 2 CK Scores of U.S. Allopathic Seniors Pediatrics



LSOM Specialty Contact:

Dina Tom, M.D., Director of Pediatric Electives, tomdm@uthscsa.edu