



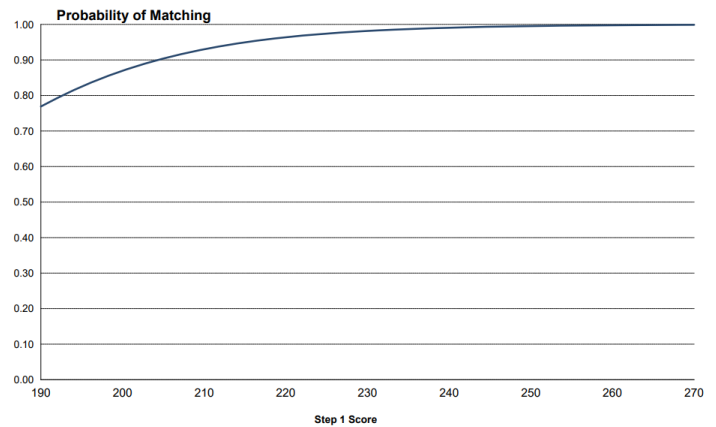
Applying to Pathology Quick Facts

Data from 2018 NRMP Match

Matched Applicants Statistics

- Mean USMLE Step 1 Score 233
- Mean USMLE Step 2 Score 242
- Percent AOA Membership – 8.8
- Percent who have another graduate degree – 23.1
- Mean number of abstracts, presentations, and publications – 6.7
- Mean number of research experiences – 2.9
- Mean number of work experiences – 2.9
- Mean number of volunteer experiences – 5.5

Graph PTH-2 Probability of U.S. Allopathic Seniors Matching to Preferred Specialty by USMLE Step 1 Score
Pathology



Source: NRMP Data Warehouse. Note: Probabilities calculated based on 2016-2018 applicants.
Copyright ©2018 NRMP. Reproduction prohibited without the written permission of the NRMP.

Chart PTH-3 USMLE Step 1 Scores of U.S. Allopathic Seniors
Pathology

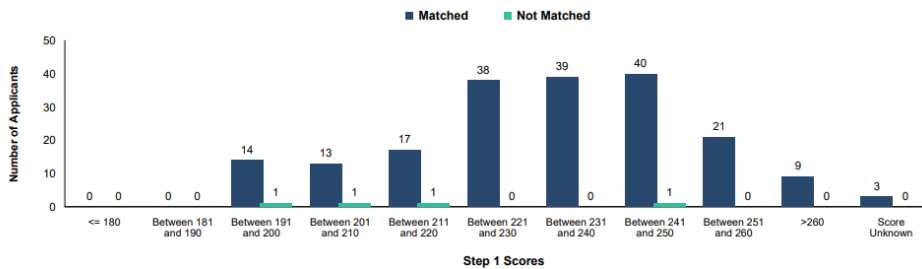
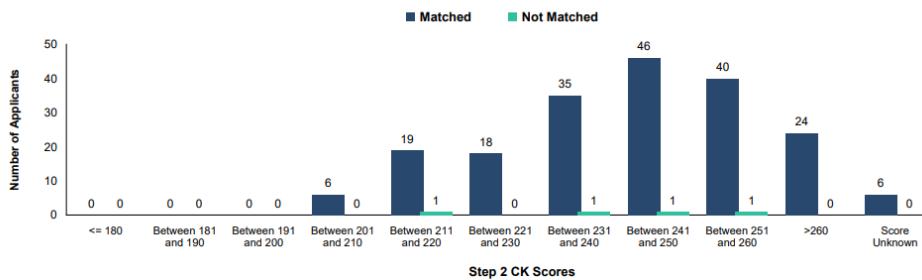


Chart PTH-4 USMLE Step 2 CK Scores of U.S. Allopathic Seniors
Pathology



LSOM Specialty Contact:

Kristin Fiebelkorn, M.D., Clinical Professor, fiebelkorn@uthscsa.edu