



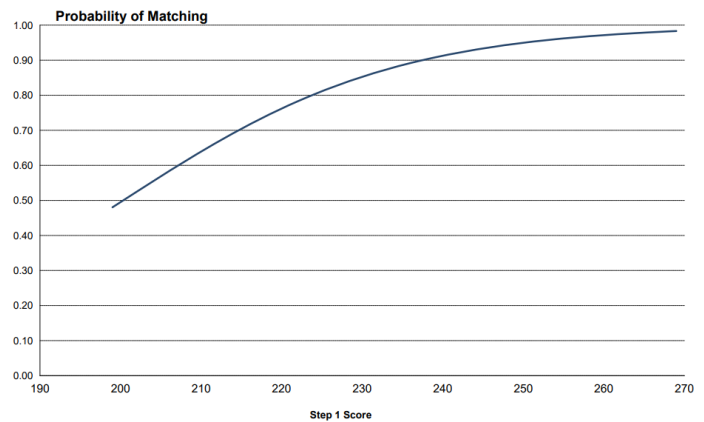
Applying to Otolaryngology Quick Facts

Data from 2018 NRMP Match

Matched Applicants Statistics

- Mean USMLE Step 1 Score 248
- Mean USMLE Step 2 Score 254
- Percent AOA Membership – 40.4
- Percent who have another graduate degree – 21.9
- Mean number of abstracts, presentations, and publications – 10.4
- Mean number of research experiences – 5.3
- Mean number of work experiences – 3.3
- Mean number of volunteer experiences – 7.6

Graph OTO-2 Probability of U.S. Allopathic Seniors Matching to Preferred Specialty by USMLE Step 1 Score
Otolaryngology



Source: NRMP Data Warehouse. Note: Probabilities calculated based on 2016-2018 applicants.
Copyright ©2018 NRMP. Reproduction prohibited without the written permission of the NRMP.

Charting Outcomes in the Match:
U.S. Allopathic Seniors, 2018

Chart OTO-3 USMLE Step 1 Scores of U.S. Allopathic Seniors
Otolaryngology

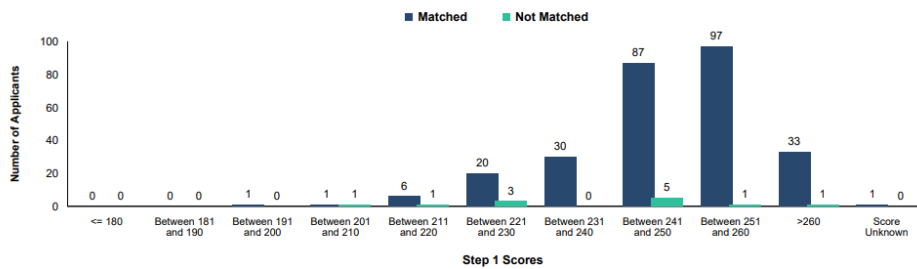
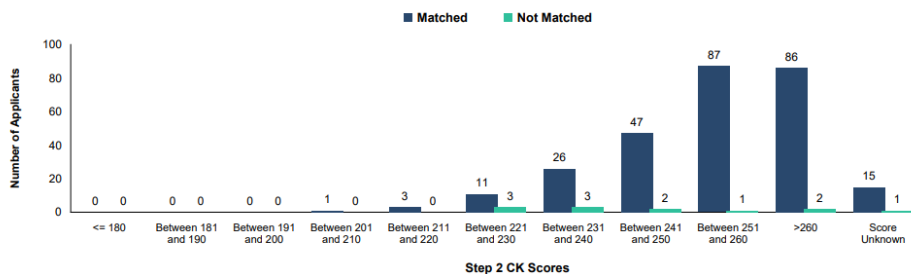


Chart OTO-4 USMLE Step 2 CK Scores of U.S. Allopathic Seniors
Otolaryngology



LSOM Specialty Contact:

Marisa Earley, M.D., Clinical Assistant Professor, earleyma@uthscsa.edu