



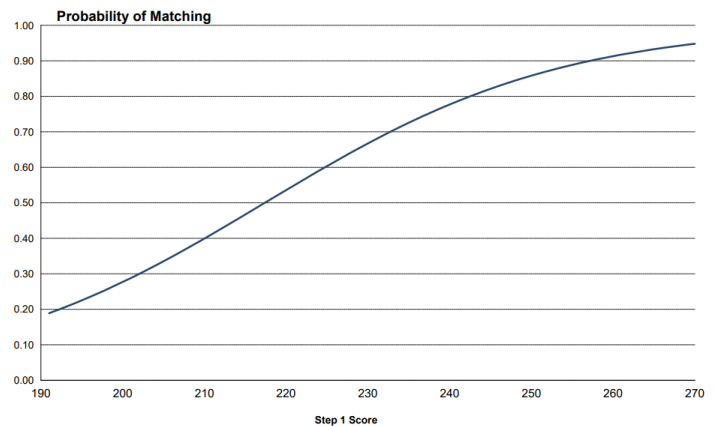
Applying to Orthopaedic Surgery Quick Facts

Data from 2018 NRMP Match

Matched Applicants Statistics

- Mean USMLE Step 1 Score 248
- Mean USMLE Step 2 Score 255
- Percent AOA Membership – 40.4
- Percent who have another graduate degree – 13.1
- Mean number of abstracts, presentations, and publications – 11.5
- Mean number of research experiences – 4.9
- Mean number of work experiences – 3.2
- Mean number of volunteer experiences – 7.3

Graph ORS-2 Probability of U.S. Allopathic Seniors Matching to Preferred Specialty by USMLE Step 1 Score
Orthopaedic Surgery



Source: NRMP Data Warehouse. Note: Probabilities calculated based on 2016-2018 applicants.
Copyright ©2018 NRMP. Reproduction prohibited without the written permission of the NRMP.

Charting Outcomes in the Match:
U.S. Allopathic Seniors, 2018

Chart ORS-3 USMLE Step 1 Scores of U.S. Allopathic Seniors
Orthopaedic Surgery

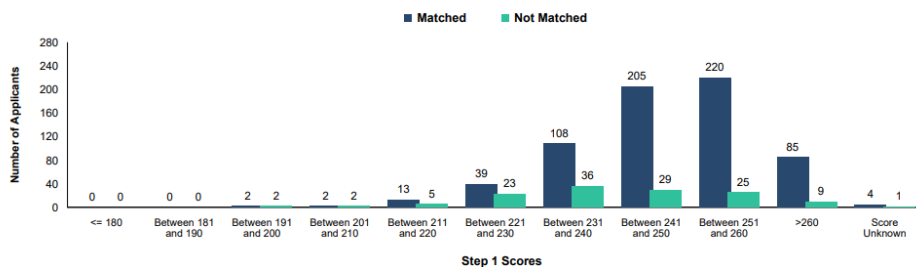
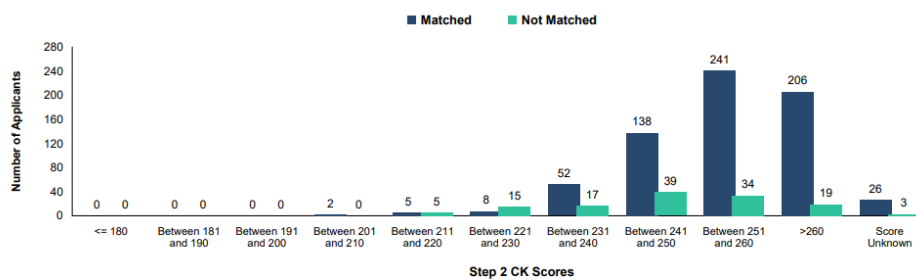


Chart ORS-4 USMLE Step 2 CK Scores of U.S. Allopathic Seniors
Orthopaedic Surgery



LSOM Specialty Contact:

Patrick Nguyen, M.D., Clerkship Director, nguyenp1@uthscsa.edu