



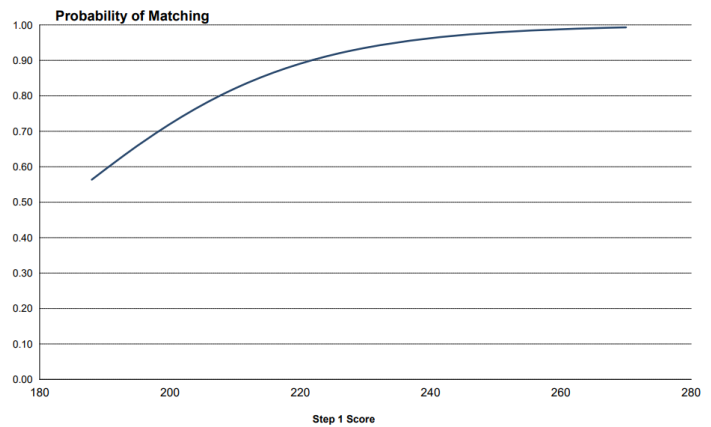
Applying to Obstetrics & Gynecology Quick Facts

Data from 2018 NRMP Match

Matched Applicants Statistics

- Mean USMLE Step 1 Score 230
- Mean USMLE Step 2 Score 247
- Percent AOA Membership – 16.2
- Percent who have another graduate degree – 18.5
- Mean number of abstracts, presentations, and publications – 4.9
- Mean number of research experiences – 3.4
- Mean number of work experiences – 3.5
- Mean number of volunteer experiences – 8.5

Graph OB-2 Probability of U.S. Allopathic Seniors Matching to Preferred Specialty by USMLE Step 1 Score
Obstetrics and Gynecology



Source: NRMP Data Warehouse. Note: Probabilities calculated based on 2016-2018 applicants.
Copyright ©2018 NRMP. Reproduction prohibited without the written permission of the NRMP. 131 Charting Outcomes in the Match: U.S. Allopathic Seniors, 2018

Chart OB-3 USMLE Step 1 Scores of U.S. Allopathic Seniors
Obstetrics and Gynecology

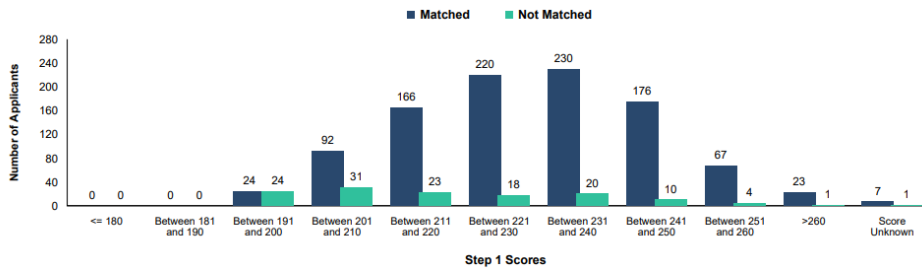
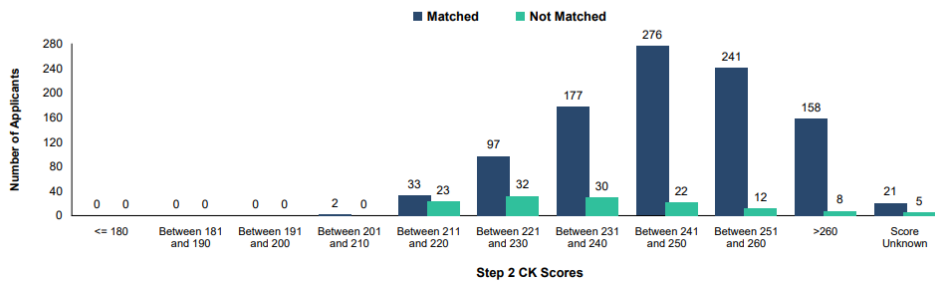


Chart OB-4 USMLE Step 2 CK Scores of U.S. Allopathic Seniors
Obstetrics and Gynecology



LSOM Specialty Contact:

Sarah Page-Ramsey, M.D., Senior Elective Director & Program Director, pageramsey@uthscsa.edu