



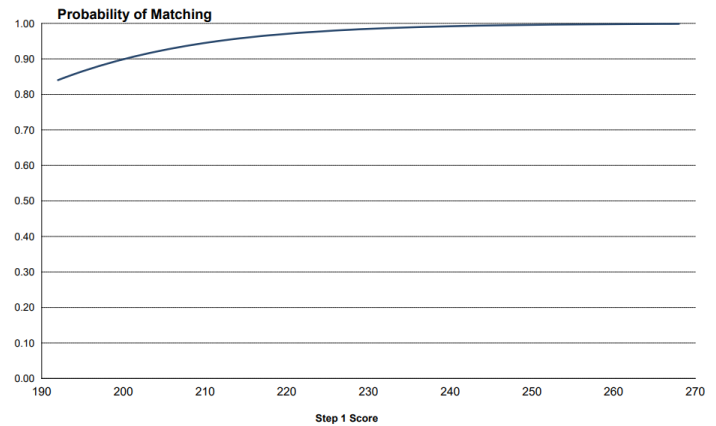
# Applying to Neurology Quick Facts

## Data from 2018 NRMP Match

### Matched Applicants Statistics

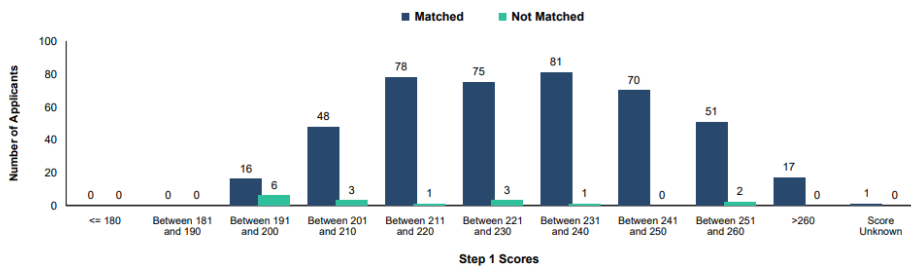
- Mean USMLE Step 1 Score 231
- Mean USMLE Step 2 Score 242
- Percent AOA Membership – 11.9
- Percent who have another graduate degree – 16.7
- Mean number of abstracts, presentations, and publications – 6.3
- Mean number of research experiences – 3.6
- Mean number of work experiences – 2.9
- Mean number of volunteer experiences – 6.5

**Graph N-2** Probability of U.S. Allopathic Seniors Matching to Preferred Specialty by USMLE Step 1 Score  
*Neurology*

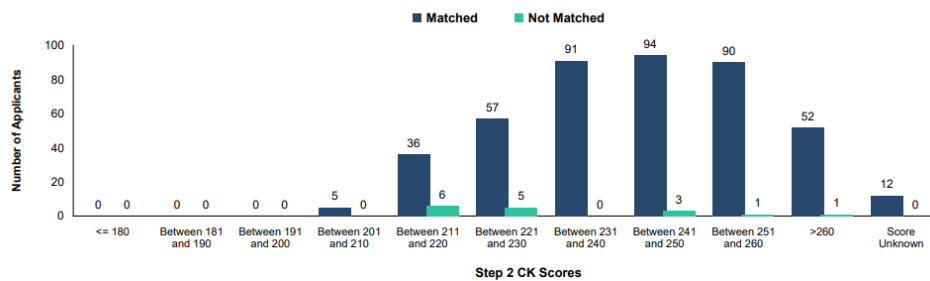


Source: NRMP Data Warehouse. Note: Probabilities calculated based on 2016-2018 applicants.  
Copyright ©2018 NRMP. Reproduction prohibited without the written permission of the NRMP. 122 Charting Outcomes in the Match: U.S. Allopathic Seniors, 2018

**Chart N-3** USMLE Step 1 Scores of U.S. Allopathic Seniors  
*Neurology*



**Chart N-4** USMLE Step 2 CK Scores of U.S. Allopathic Seniors  
*Neurology*



### LSOM Specialty Contact:

Michael Palm, M.D., Residency Program Director, [palm@uthscsa.edu](mailto:palm@uthscsa.edu)