



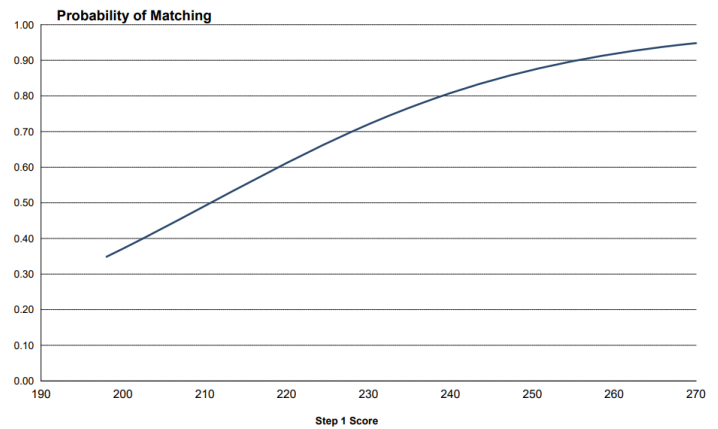
Applying to Neurological Surgery Quick Facts

Data from 2018 NRMP Match

Matched Applicants Statistics

- Mean USMLE Step 1 Score 245
- Mean USMLE Step 2 Score 249
- Percent AOA Membership – 31.9
- Percent who have another graduate degree – 20
- Mean number of abstracts, presentations, and publications – 18.3
- Mean number of research experiences – 5.2
- Mean number of work experiences – 3.2
- Mean number of volunteer experiences – 7

Graph NS-2 Probability of U.S. Allopathic Seniors Matching to Preferred Specialty by USMLE Step 1 Score
Neurological Surgery



Source: NRMP Data Warehouse. Note: Probabilities calculated based on 2016-2018 applicants.
Copyright ©2018 NRMP. Reproduction prohibited without the written permission of the NRMP.

113

Charting Outcomes in the Match:
U.S. Allopathic Seniors, 2018

Chart NS-3 USMLE Step 1 Scores of U.S. Allopathic Seniors
Neurological Surgery

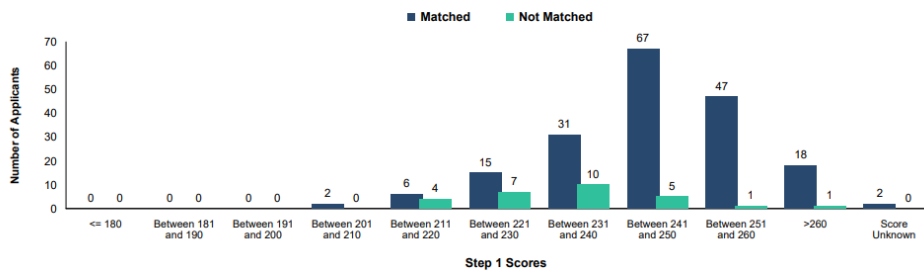
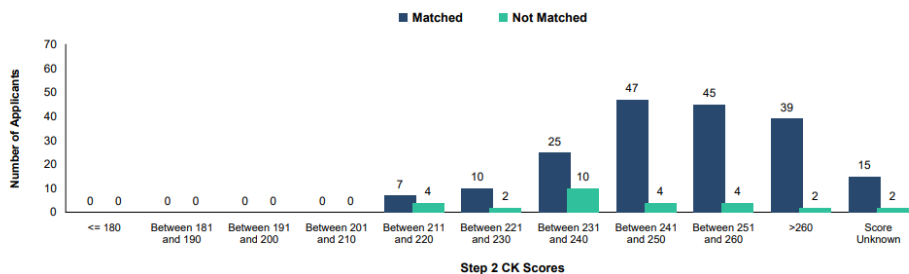


Chart NS-4 USMLE Step 2 CK Scores of U.S. Allopathic Seniors
Neurological Surgery



LSOM Specialty Contact:

Izabela Tarasiewicz, M.D., Associate Professor, tarasiewicz@uthscsa.edu