



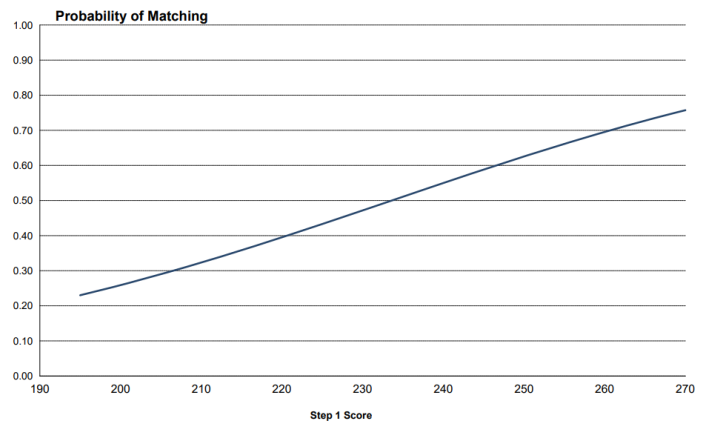
Applying to Interventional Radiology Quick Facts

Data from 2018 NRMP Match

Matched Applicants Statistics

- Mean USMLE Step 1 Score 246
- Mean USMLE Step 2 Score 255
- Percent AOA Membership – 30.5
- Percent who have another graduate degree – 15.2
- Mean number of abstracts, presentations, and publications – 8.4
- Mean number of research experiences – 4.4
- Mean number of work experiences – 3.2
- Mean number of volunteer experiences – 6.8

Graph IR-2 Probability of U.S. Allopathic Seniors Matching to Preferred Specialty by USMLE Step 1 Score Interventional Radiology



Source: NRMP Data Warehouse. Note: Probabilities calculated based on 2016-2018 applicants.
Copyright ©2018 NRMP. Reproduction prohibited without the written permission of the NRMP. 104

Charting Outcomes in the Match: U.S. Allopathic Seniors, 2018

Chart IR-3 USMLE Step 1 Scores of U.S. Allopathic Seniors Interventional Radiology

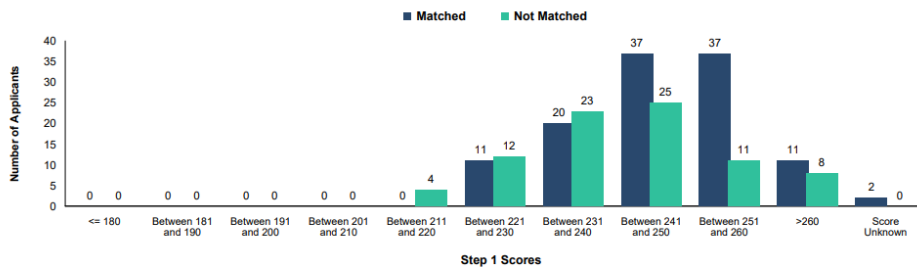
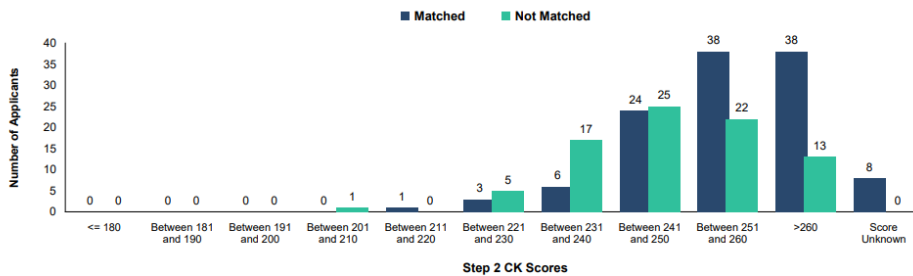


Chart IR-4 USMLE Step 2 CK Scores of U.S. Allopathic Seniors Interventional Radiology



LSOM Specialty Contact:

Venkata Katabathina, M.D., Residency Program Director, katabathina@uthscsa.edu