



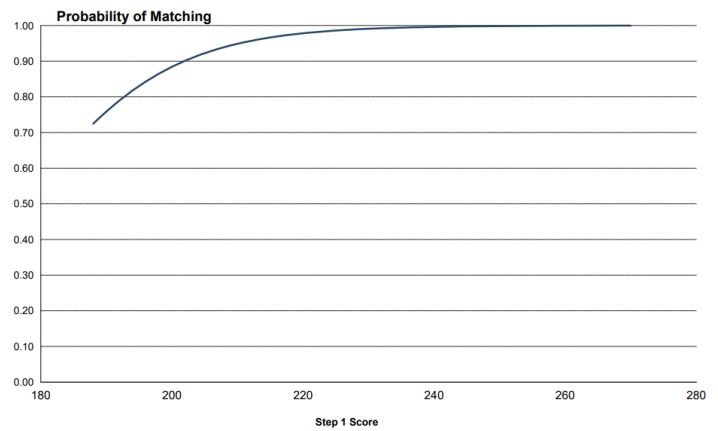
Applying to Internal Medicine Quick Facts

Data from 2018 NRMP Match

Matched Applicants Statistics

- Mean USMLE Step 1 Score 233
- Mean USMLE Step 2 Score 246
- Percent AOA Membership – 16.7
- Percent who have another graduate degree – 17.6
- Mean number of abstracts, presentations, and publications – 5.1
- Mean number of research experiences – 3.1
- Mean number of work experiences – 2.9
- Mean number of volunteer experiences – 6.8

Graph IM-2 Probability of U.S. Allopathic Seniors Matching to Preferred Specialty by USMLE Step 1 Score
Internal Medicine



Source: NRMP Data Warehouse. Note: Probabilities calculated based on 2016-2018 applicants.
Copyright ©2018 NRMP. Reproduction prohibited without the written permission of the NRMP.

86

Charting Outcomes in the Match:
U.S. Allopathic Seniors, 2018

Chart IM-3 USMLE Step 1 Scores of U.S. Allopathic Seniors
Internal Medicine

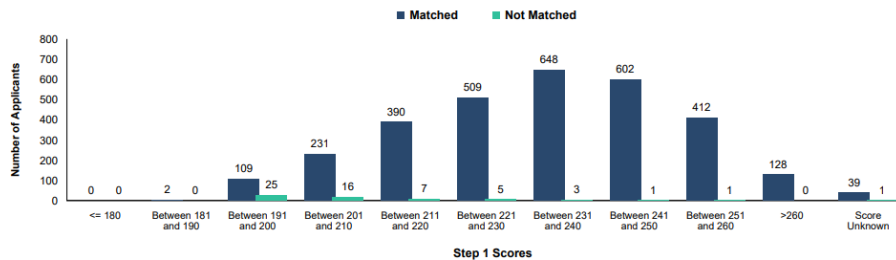
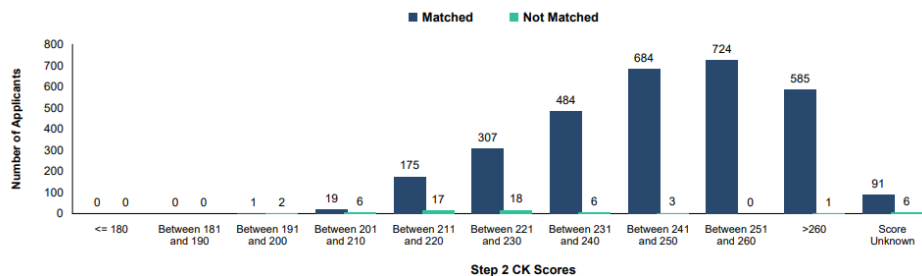


Chart IM-4 USMLE Step 2 CK Scores of U.S. Allopathic Seniors
Internal Medicine



LSOM Specialty Contact:

Kristy Kosub, M.D., Director of Student Educational Programs, kosub@uthscsa.edu