



Applying to Family Medicine Quick Facts

Data from 2018 NRMP Match

Matched Applicants Statistics

- Mean USMLE Step 1 Score 220
- Mean USMLE Step 2 Score 237
- Percent AOA Membership – 7.4
- Percent who have another graduate degree – 17.6
- Mean number of abstracts, presentations, and publications – 3
- Mean number of research experiences – 2.1
- Mean number of work experiences – 3.3
- Mean number of volunteer experiences – 7.7

Graph FM-2 Probability of U.S. Allopathic Seniors Matching to Preferred Specialty by USMLE Step 1 Score
Family Medicine

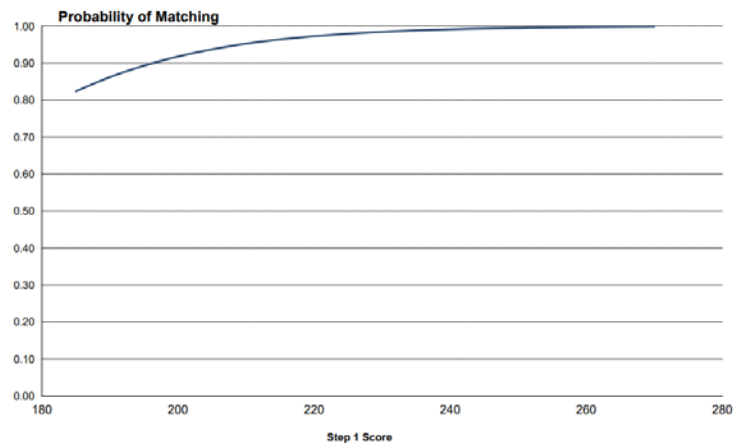


Chart FM-3 USMLE Step 1 Scores of U.S. Allopathic Seniors
Family Medicine

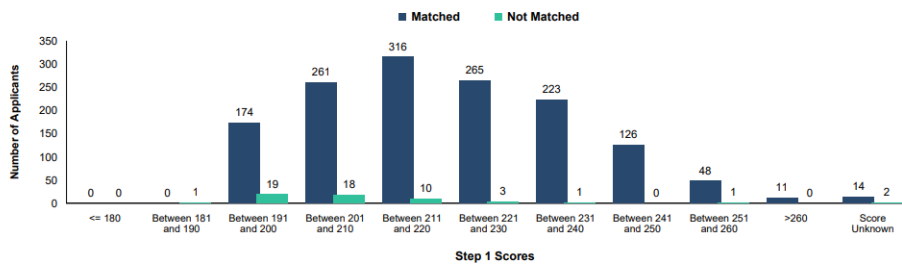
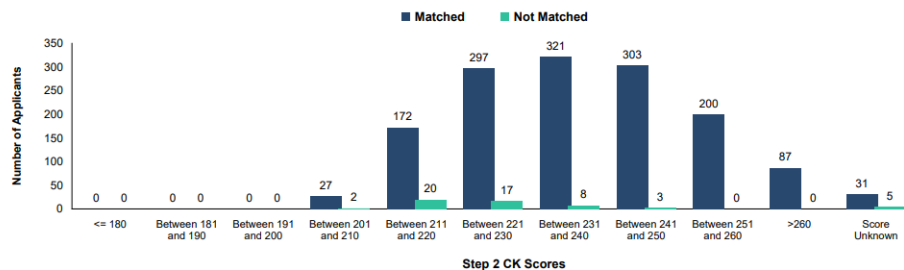


Chart FM-4 USMLE Step 2 CK Scores of U.S. Allopathic Seniors
Family Medicine



LSOM Specialty Contact:

Nehman Andry, M.D., Director of Medical Student Education, andry@uthscsa.edu