



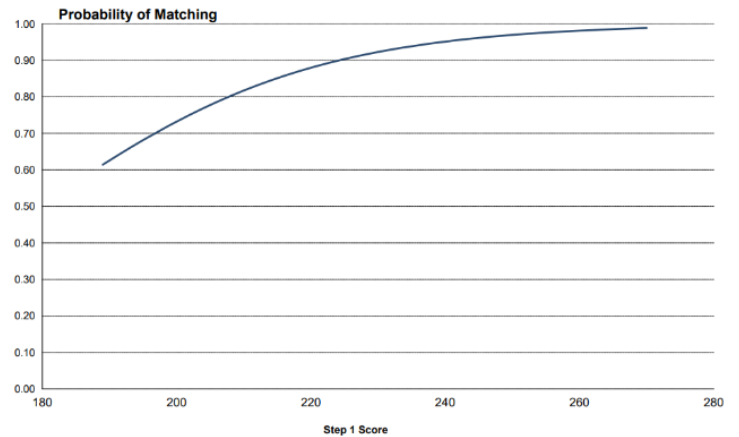
# Applying to Emergency Medicine Quick Facts

## Data from 2018 NRMP Match

### Matched Applicants Statistics

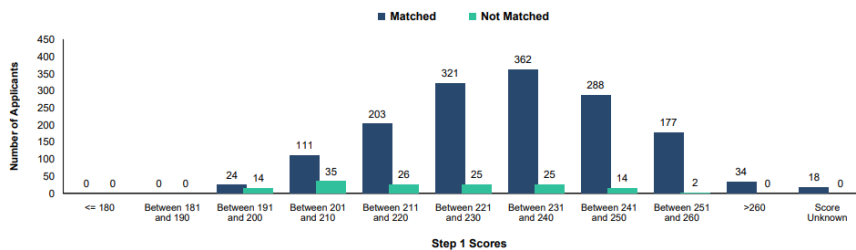
- Mean USMLE Step 1 Score 233
- Mean USMLE Step 2 Score 247
- Percent AOA Membership – 12.4
- Percent who have another graduate degree – 16.9
- Mean number of abstracts, presentations, and publications – 3.7
- Mean number of research experiences – 2.5
- Mean number of work experiences – 3.5
- Mean number of volunteer experiences – 7.3

**Graph EM-2** Probability of U.S. Allopathic Seniors Matching to Preferred Specialty by USMLE Step 1 Score  
Emergency Medicine

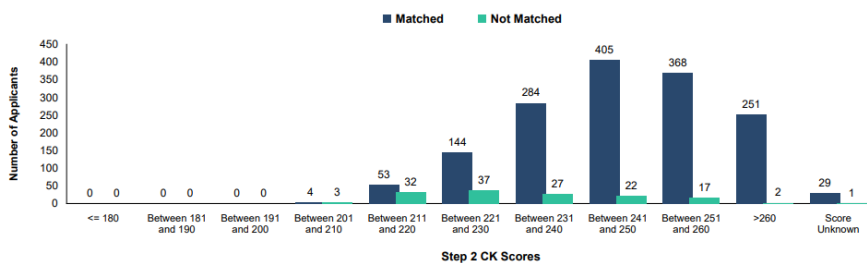


Source: NRMP Data Warehouse. Note: Probabilities calculated based on 2016-2018 applicants.  
Copyright ©2018 NRMP. Reproduction prohibited without the written permission of the NRMP. 59 Charting Outcomes in the Match: U.S. Allopathic Seniors, 2018

**Chart EM-3** USMLE Step 1 Scores of U.S. Allopathic Seniors  
Emergency Medicine



**Chart EM-4** USMLE Step 2 CK Scores of U.S. Allopathic Seniors  
Emergency Medicine



## LSOM Specialty Contact:

Andrew Muck, M.D., Vice Chair of Education & Residency Program Director, [muck@uthscsa.edu](mailto:muck@uthscsa.edu)