



Applying to Dermatology

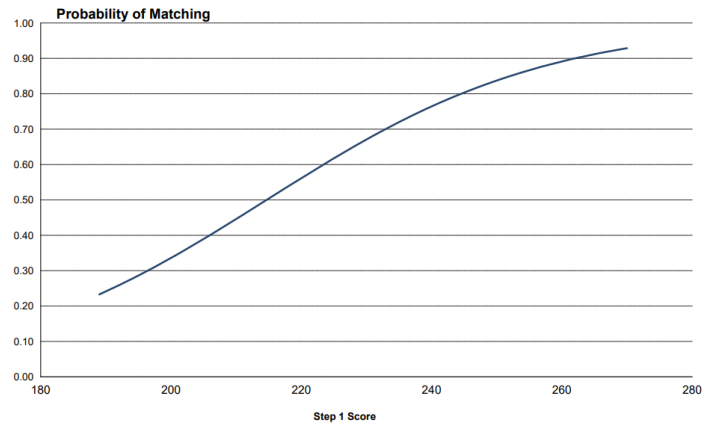
Quick Facts

Data from 2018 NRMP Match

Matched Applicants Statistics

- Mean USMLE Step 1 Score 249
- Mean USMLE Step 2 Score 256
- Percent AOA Membership – 49.1
- Percent who have another graduate degree – 16.4
- Mean number of abstracts, presentations, and publications – 14.7
- Mean number of research experiences – 5.2
- Mean number of work experiences – 3.1
- Mean number of volunteer experiences – 9.1

Graph DM-2 Probability of U.S. Allopathic Seniors Matching to Preferred Specialty by USMLE Step 1 Score
Dermatology



Source: NRMP Data Warehouse. Note: Probabilities calculated based on 2016-2018 applicants.
Copyright ©2018 NRMP. Reproduction prohibited without the written permission of the NRMP.

Chart DM-3 USMLE Step 1 Scores of U.S. Allopathic Seniors
Dermatology

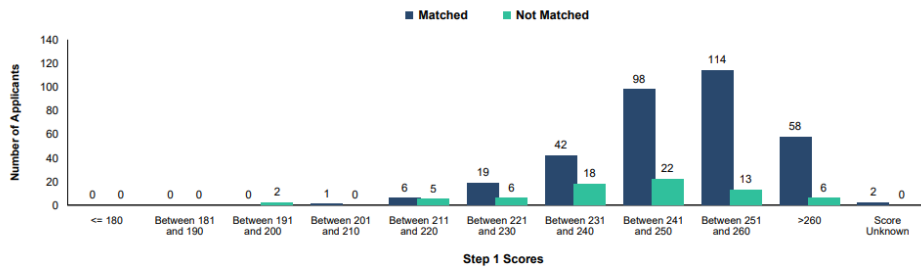
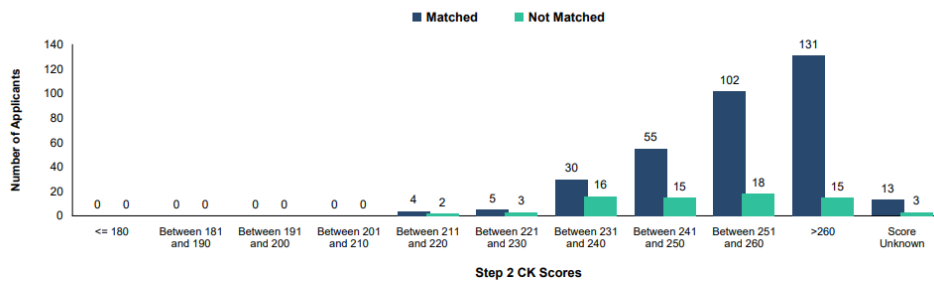


Chart DM-4 USMLE Step 2 CK Scores of U.S. Allopathic Seniors
Dermatology



LSOM Specialty Contact:

Robert Gilson, M.D., Residency Program Director, gilsonr@uthscsa.edu