



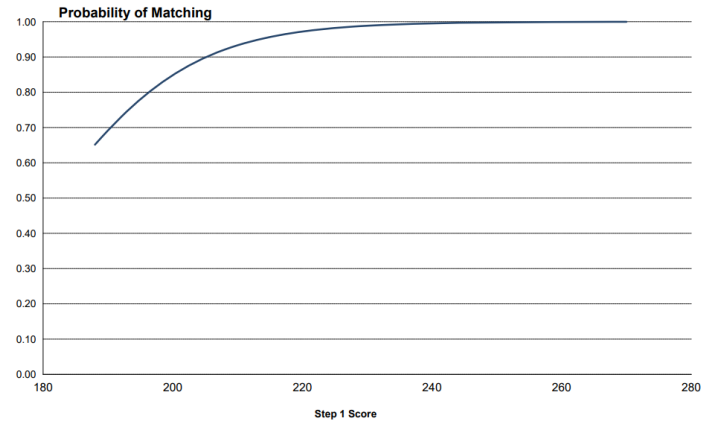
# Applying to Anesthesiology Quick Facts

## Data from 2018 NRMP Match

### Matched Applicants Statistics

- Mean USMLE Step 1 Score 232
- Mean USMLE Step 2 Score 244
- Percent AOA Membership – 10.5
- Percent who have another graduate degree – 15
- Mean number of abstracts, presentations, and publications – 4.5
- Mean number of research experiences – 2.9
- Mean number of work experiences – 3.1
- Mean number of volunteer experiences – 6.4

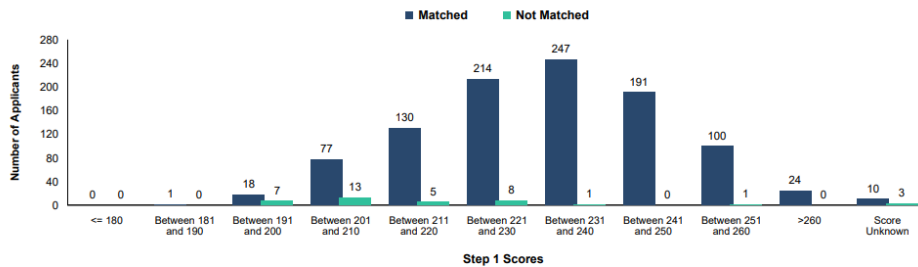
**Graph AN-2** Probability of U.S. Allopathic Seniors Matching to Preferred Specialty by USMLE Step 1 Score  
*Anesthesiology*



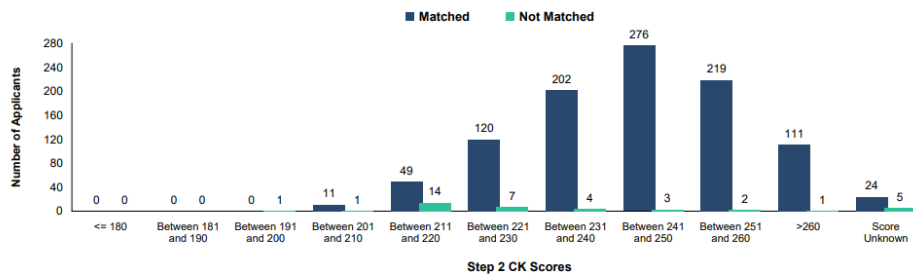
Source: NRMP Data Warehouse. Note: Probabilities calculated based on 2016-2018 applicants.  
Copyright ©2018 NRMP. Reproduction prohibited without the written permission of the NRMP.

Charting Outcomes in the Match:  
U.S. Allopathic Seniors, 2018

**Chart AN-3** USMLE Step 1 Scores of U.S. Allopathic Seniors  
*Anesthesiology*



**Chart AN-4** USMLE Step 2 CK Scores of U.S. Allopathic Seniors  
*Anesthesiology*



### LSOM Specialty Contact:

James Rogers, M.D., Anesthesiology Professor, [rogersjn@uthscsa.edu](mailto:rogersjn@uthscsa.edu)