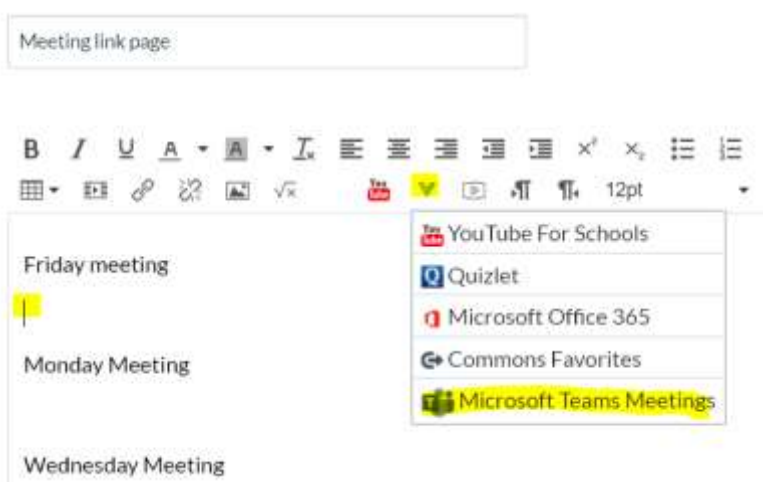


Using TEAMS in Canvas

Open Page, Assignments, Discussions, Pages, Classic Quizzes, or Calendar

Click on the External Tool (v)
Select Microsoft Teams Meetings






Sign in with UT Health Domain username and Password



Click on Create Meeting Link



<p>Enter Meeting title, Start date Start time</p> <p>End Date End Time</p> <p>Click CREATE</p>	<div data-bbox="581 132 1494 184"><h2>Microsoft Teams Meetings ×</h2></div> <div data-bbox="597 247 1474 310"><p> New meeting <input type="button" value="Create"/> <input type="button" value="Cancel"/></p></div> <div data-bbox="581 373 1474 426"><p> <input type="text" value="Friday Meeting"/></p></div> <div data-bbox="581 489 1474 541"><p> <input type="text" value="3/20/20"/> <input type="text" value="4:00 PM"/> <input type="text" value="v"/> → <input type="text" value="3/20/20"/> <input type="text" value="5:00 PM"/> <input type="text" value="v"/></p></div>
--	---