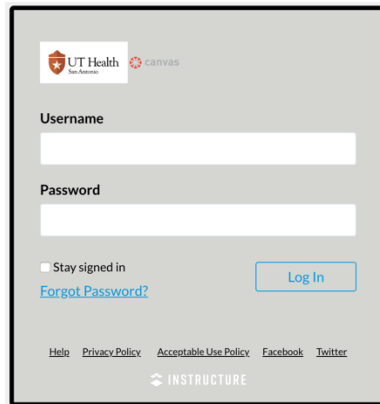


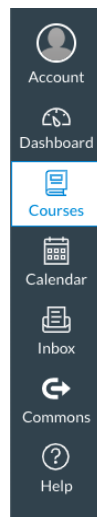
## Access files on Canvas:

1. Log into Canvas using your UTHSA credentials: <https://uthscsa.instructure.com/login/ldap>.

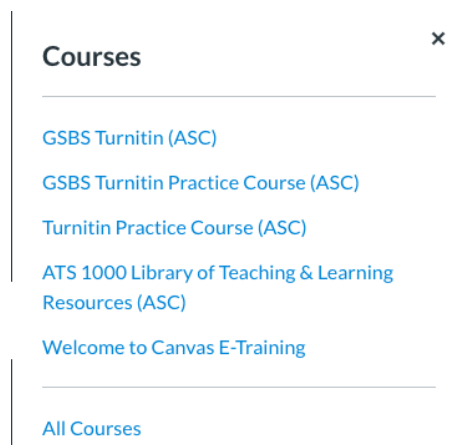


The image shows the Canvas login page for UTHSA. At the top left, there are logos for 'UT Health San Antonio' and 'canvas'. Below the logos, there are two input fields: 'Username' and 'Password'. Under the 'Password' field, there is a checkbox labeled 'Stay signed in' and a 'Log In' button. A link for 'Forgot Password?' is located below the 'Stay signed in' checkbox. At the bottom of the form, there are links for 'Help', 'Privacy Policy', 'Acceptable Use Policy', 'Facebook', and 'Twitter'. The 'INSTRUCTURE' logo is at the bottom center.

2. From the menu on the left hand side, click Courses.



3. Select the course you would like to access for the pop up window.



4. Select the Files tab to view any files uploaded to your course.

Home

Announcements 

Assignments

**Files** 

Discussions

Conferences

Outcomes 

Chat

Collaborations 

Syllabus 

Grades 

Quizzes 



GSBS Turnitin (ASC) > Files

Search for files



0 items selected

+ Folder

Upload



▼  GSBS Turnitin (ASC)

Name ▲

Date Created

Date Modified

Modified By

Size

This folder is empty